



JUNIOR OFFICER ADVISORY GROUP

Proper Uniform Wear



Proper Uniform Wear



This presentation has been created to give a brief overview of the regulations concerning the wearing of the four main uniforms of the Commissioned Corps of the Public Health Service.


Every effort had been made to confirm the accuracy of this information.

Full reference list available at the end of this presentation.

Please direct any questions or concerns to the Communications & Publications Committee Co-Chairs.



Why do we wear a uniform?



The Public Health Service was established in 1798. The first Supervising Surgeon (now known as the Surgeon General) of the Public Health Service, John M. Woodworth, was appointed in 1871. Soon after his appointment, Woodworth decided to organize the service along military lines. He created a mobile cadre of career health professionals (at first just physicians, but later the Corps expanded to include other health professionals). In 1889, the Commissioned Corps was formalized by law. The Commissioned Corps is a uniformed, but not a military, service (although the President can militarize the Corps in times of emergency involving national defense).





Why is it important to wear the uniform correctly?



As members of the uniformed services we need to be mindful that we have been granted the great responsibility that comes with being a commissioned officer. We share the same rank as members of the other services and are treated with the same regard. Officers that do not wear the uniform appropriately reflect poorly on not only the Commissioned Corps of the Public Health Service, but on the other services as well. Plus, you never know when you might need to present an award to Goldie Hawn!



Goldie Hawn accepts a SAMHSA Special Recognition Award from Eric Broderick, Rear Admiral, United States Public Health Service.



What uniforms are mandatory?



Required Uniforms:

- Service Dress Blue (SDB)
- Operational Dress Uniform (ODU)

No Longer Required Uniforms:

- Summer White Uniform
- Service Khaki Uniform





What uniforms can we wear?



USPHS uniform wear is dependent upon agency and mission assignment:

- Service Dress Blue (SDB)
- Dinner Dress Blue/ White Jacket
- Full Dress Blues
- Dinner Dress Whites
- Summer White (SW)
- Service Dress Whites
- Service Khaki (SK)
- Operational Dress Uniform (ODU)
- Coveralls





Corps Devices and Insignias



Per CC431.01, effective 1 January 2015 the following insignia and devices purchased or obtained before March 2012 are no longer authorized. The older devices are considered not up to military specifications (mil-spec).

- Cap Device (both combination cover and miniature size)
- PHS Collar Device
- Field Medical Readiness Badge
- PHS Sleeve Device
- Hard Shoulder Boards
- Soft Shoulder Boards
- HHS Identification Badge



New Mil-Spec Uniform Items as of 1 Jan 2015



SDB Sleeve Device



Combo Cap PHS Device



Soft Shoulder Marks



Hard Shoulder Boards



Garrison Cap PHS Device



FMRB



PHS Collar Device



HHS Badge



Service Dress Blue (SDB)



Required Components (Male):

- Coat - Blue, Service Dress
- Shirt - White, Dress (w/shoulder marks)
- Trousers - Blue, Dress
- Cap - White, Combination
- Shoes - Black, Dress
- Socks - Black
- Necktie - Black, Four-In-Hand
- Tie Clasp/Tack
- Belt - Black
- Buckle - Gold
- Undergarments*
- PHS Name Tag
- Ribbons, all (Not just top 3)**



Required Components (Female):

- Coat - Blue, Service Dress
- Shirt - White, Dress (w/shoulder marks)
- Cap - White, Combination

This version of the Combination Cover will phase-out and will no longer be authorized on 1 January 2020. This cover may not be acquired from the Navy Exchange after 1 October 2015

- Slacks - Blue, Unbelted
- Shoes - Black, Service
- Socks - Black
- Necktie - Black
- Undergarments*
- PHS Name Tag
- Ribbons, all (Not just Top 3)**



* Appropriate undergarments shall be worn to preserve the dignity and appearance of the uniform. When wearing a white uniform, white or skin toned undergarments shall be worn. Undergarments must be plain and design free.

** Ribbons are worn in a specific order. When wearing Summer White or Service Khaki uniforms, it is acceptable to wear just the three ribbons that make up your top row. When wearing the Service Dress uniform you are to wear all ribbons earned.



Service Dress Blue – Continued



Occasions for Wear: Year-round wear at all official functions or situations where formal dress, dinner dress, or full dress uniforms are not prescribed and civilian equivalent dress is coat and tie.

- Do not wear the all-weather coat or the Bridge coat only with the white dress shirt – a sweater or SDB jacket is also required
- When outdoors the SDB coat, Black Navy V-Neck Sweater, or Windbreaker Jacket must be worn. Note: The Army Cardigan is not authorized for wear outdoors.
- Do not wear the black garrison cap with the SDB coat
- OPDIV and STAFFDIV Heads may prescribe the wear of the SDB uniform for ceremonial occasions or other appropriate circumstances on a specific day for a specific reason, however OPDIV/STAFFDIV Heads are not authorized to issue blanket directives concerning other uniforms



SDB – Continued: Prescribable & Optional Items Male



Prescribable Items:

- All weather coat, blue
- Gloves, Black/White*
- Overcoat, Blue

Optional Items:

- All weather coat, double breasted, black
- Badge(s), Identification/Skill
- Cap, Garrison, Black (w/o SDB Coat, only with
- Cardigan, Army, Black (indoor only w/o SDB coat)
- Cuff Links
- Earmuffs (w/outer garment only)
- Gloves, Black (with outer garment only)
- Parka, Foul Weather, Type II
- Reefer
- Scarf, white (w/ outer garment only)
- Sweater or Windbreaker
- Umbrella, Black

Prescribable Items – uniform items which may be directed or authorized for wear with the basic uniform.

Prescribable items may be worn with basic uniform at the individual's discretion unless otherwise directed. CCI 421.01, 8-8, (b)

Optional Items – uniform items purchased at the wearer's expense, which may be worn with the basic uniform, but which are not prescribable. Optional items may be worn with the basic uniform at the individual's discretion unless otherwise directed. CCI 421, 8-8, (c)

* White gloves may (when required) be worn or carried with uniforms. White gloves are to be removed to shake hands. Black gloves are only worn with an outer garment. Black gloves are to be removed when shaking hands.



SDB – Continued: Prescribable & Optional Items Female



Prescribable Items:

- Gloves – Black/White*
- Overcoat – Blue
- All-weather coat – Blue
- Undershirt – White

Optional Items:

- All Weather Coat, Double Breasted, Black
- Badge(s), Identification/Skill
- Cap, Alternative Combination, White
- Cap, Garrison, Black (w/o SDB Coat, only with
- Cardigan, Army, Black (indoor only w/o SDB coat)
- Beret
- Ear Muffs (w outer garment only)

Optional Items - Continued:

- Earrings, Gold Ball, Pearl, or Diamond
- Gloves, Black (w/ outer garment only)
- Handbag, Black
- Handbag, Black, Dress
- Hosiery, Flesh tone (w/skirt or pumps)
- Parka, Foul Weather, Type II
- Reefer
- Scarf – white (w/outer garment only)
- Shirt, White, Dress, Short Sleeve
- Shoes, Dress, Black
- Skirt, Blue, Unbelted
- Slip
- Sweater or Windbreaker
- Umbrella – Black

Same definitions apply for prescribable and optional items as are stated on slide 11 [CCI 421.02, 8-8, (b) and (c)]


* White gloves may (when required) be worn or carried with uniforms. White gloves are to be removed to shake hands. Black gloves are only worn with an outer garment. Black gloves are to be removed when shaking hands.



Modifications to Service Dress Blue Options for Men's & Women's uniforms



- Wearing the sweater in lieu of the SDB coat over the blouse/shirt
- You may also modify the SDB by wearing the black windbreaker in lieu of the SDB coat in a similar manner
- Women can wear pants/skirt
- Black Garrison Cap (BGC) can be worn with the MSDB if wearing a V-neck sweater or the black windbreaker jacket; BGC can only be worn with the V-neck or the windbreaker





Navy V-Neck Sweater and Black Army Cardigan



- The Navy black sweater is a V-neck style sweater, and the Army Cardigan is a black button-down cardigan sweater. Men and women can wear either sweater.
- The Navy V-neck sweater requires soft shoulder boards and the black leather name tag to cover the Velcro patch
- Navy V-neck may be worn outdoors
- Sweaters may be worn with the Summer White, Service Khaki or SDB uniforms
- Shirt collars worn on the inside when a tie is worn (such as with SDB) and outside of the sweater if no tie is worn (khaki/white)
- Sweaters may not be worn under the SDB jacket
- Cardigan sweater is for "indoor wear only"
- All buttons must be buttoned while wearing the Cardigan sweater



Name Tag & Ribbons



Manner of Wear. On uniforms having a right breast pocket or pocket flap, the name tag is centered 1/4 inch above the pocket or flap. On uniforms having no right breast pocket or pocket flap, the name tag is worn in the same relative position, using the left breast pocket or pocket flap as an indicator of position. When ribbons are worn, the lower edge of the name tag would thus be in line with the lower edge of the bottom row of ribbons.





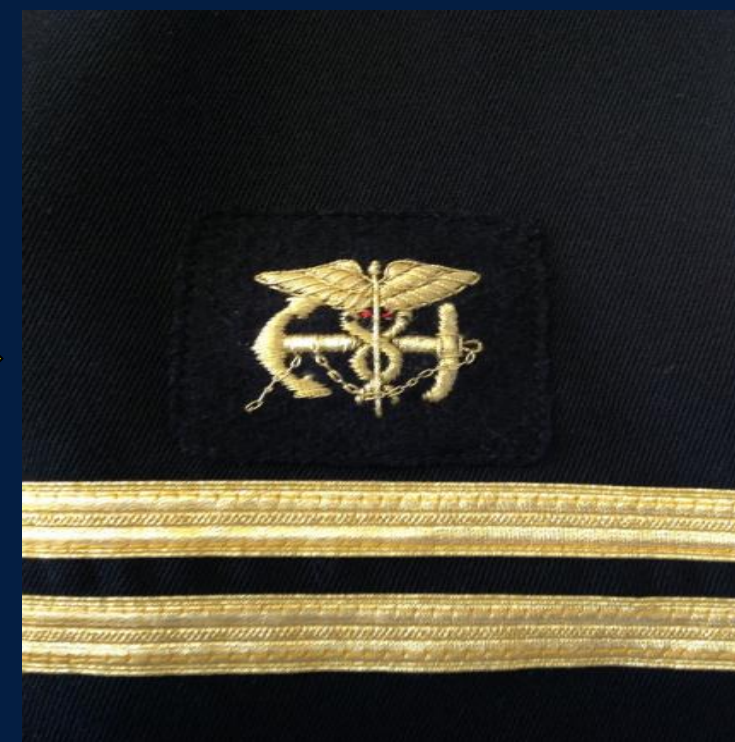
Service Dress Blue Jacket



Corps Device. A full-size Corps device shall be sewn onto the outer face of each sleeve, centered midway between the front and rear creases. It is positioned $\frac{1}{4}$ inch above the upper most stripe. The Corps devices are used in left-right pairs.

The bottom of the Corps device anchor always faces forward. The image on this slide depicts the Corps device as it should appear on the left sleeve of the coat.

Rank Lace Stripes. Stripes are gold lace in $\frac{1}{4}$ inch, $\frac{1}{2}$ inch or 2 inch widths, depending on rank. The stripes are sewn onto each sleeve so as to be parallel with the cuff and completely encircle the sleeve. The lower edge of the bottom stripe is 2 inches from the edge of the cuff and there is a $\frac{1}{4}$ inch space between stripes. The officer shall wear the stripe or combinations of stripes which correspond to the officer's pay grade/rank.





The Combination Cover



Male



Female

The PHS Combination Cover is the same as the Combination Cover worn by Naval officers except:

- The USPHS cap device replaces the Navy cap device
- The gold, 1/8 inch USPHS chin strap (right) has a maroon stripe
- The screws securing the chin strap are embossed with the USPHS insignia which are positioned on the uniform such that the staff of the caduceus is vertical

NOTE: Cover fabric must be the same color (khaki or white) and the same material (CNT or Poly-wool) as the uniform being worn.

Female cover in picture will no longer be authorized on 1 January 2020





Mil-Spec Combination Cover Device



Correct Mil-Spec



No Longer Authorized



As of 1 Jan 2015, the new Mil-Spec Combination cap device shown on left is required

- Shield is wider in appearance
- Both wings on the caduceus are the same size
- Greater detail on the eagle's feathers



The Black Garrison Cap



- Newly authorized black garrison cap without gold piping
- May only be worn with the SDB uniform without SDB coat and with the Navy black sweater or windbreaker jacket
- Same device placements as the khaki garrison cap





The Beret



- Only authorized for women.
- The beret should be worn toward the back of the head (approx. $\frac{3}{4}$ in) from forehead hairline and tilted slightly right.
- It is not to be worn forward covering the forehead. Cap device is aligned above left eye.
- Cap device is placed $\frac{3}{4}$ inch above the base of the beret.



Beret will phase-out and will no longer be authorized on 1 January 2020.



Soft Shoulder Marks



Incorrect:
Don't drag your anchors



Correct: Shoulder Boards should be oriented so that the anchors point forward.



Pull-Over Sweater Navy Black



- Leather Name Patch worn on LEFT side of sweater w/ Velcro backing.
- FMRB or earned breast insignia embossed top row, centered.
 - Currently, there is not a FMRB Mil-Spec option available for the leather name tag. Previous nametags are still authorized.
- First Name, Middle Initial (or FI, MI) Last Name
- Rank (left corner), USPHS (right corner)
- Wear of the plastic nametag over the Velcro patch on the V-neck sweater is not authorized



Service Dress White



Required Components (Male):

- Coat - White, Service Dress
- Trousers - White, Dress
- Cap - White, Combination
- Shoes - White, Dress
- Socks - White
- Belt - White
- Buckle - Gold
- Undergarments*
- PHS Name Tag
- Hard Shoulder Boards
- Ribbons, all (not just top 3)**



Required Components (Female):

- Coat - White, Service Dress
- Slacks - White, Unbelted
- Shirt - White, Dress (w/shoulder marks)
- Necktie - Black
- Cap - White, Combination
- Shoes - White, Service
- Socks - White
- Undergarments*
- PHS Name Tag
- Ribbons, all (not just top 3)**

Optional Components (Female):

- Skirt - White, Unbelted
- Shoes - White, Dress
- Hosiery - Flesh Tone with Skirt or Pumps

* Appropriate undergarments shall be worn to preserve the dignity and appearance of the uniform. When wearing a white uniform, white or skin toned undergarments shall be worn. Undergarments must be plain and design free.

** Ribbons are worn in a specific order. When wearing the Summer White or Service Khaki uniforms it is acceptable to wear just the three ribbons that make up your top row. When wearing the Service Dress uniform you are to wear all ribbons earned.



Summer White



Required Components (Male):

- Shirt - White, Summer
- Trousers - White
- Cap - White, Combination
- Shoes - White, Dress
- Socks - White
- Belt - White
- Buckle - Gold
- White Undergarments (Shirt & Shorts)
- Hard Shoulder Boards (HSB)
- PHS Name Tag
- Ribbons (full rack or top 3)



Required Components (Female):

- Shirt - White, Summer
- Cap - White, Combination
- Shoes - White, Service
- Slacks - White, Belted or
- Belt - White, w/ Gold Clip
- Buckle - Gold
- White Undergarments (Shirt & Shorts)
- Hard Shoulder Boards (HSB)
- PHS Name Tag
- Ribbons (full rack or top 3)

Optional Components (Female):

- Skirt - White, Belted



Female HSB are designed to fit over a strap on the shoulder of an epauletted shirt and coat. The female HSB is of the same general appearance, but is approximately ½ inch shorter than the male HSB.

The male HSB have a strap attached to the underside of the board for attachment to loops on a shirt or coat shoulder.



Summer White P&O Items



Prescribable Items (Male):

- All - Weather Coat – Black
- Cap - Ball, Command (as prescribed by LUA)

Optional Items:

- Sweater
- Jacket - Black, Windbreaker
- Umbrella
- Overshoes
- Scarf - white
(w/outer garment only)
- Reefer
- Earmuffs
(w/outer garment only)



Prescribable Items (Female):

- All -Weather Coat - Black
- Cap - Ball, Command (as prescribed by LUA)

Optional Items:

- Shoes - Dress, White
- Handbag - White
- Hosiery - Flesh Tone (w/skirt or pumps)
- Skirt - White, Belted
- Beret
- Earrings - Gold Ball
- Sweater
- Slip
- Jacket - Black, Windbreaker
- Umbrella - Black
- Overshoes
- Scarf - White (w/outer garment only)
- Reefer
- Sweater
- Ear Muffs (w/outer garment only)

Occasions for Wear:

Effective 0001 Hours, on the first Monday of April, the prescribed spring and summer uniform of the day is the Summer White (SW).



Operational Dress Uniform (ODU)



Required Components (Male & Female):

- Belt, Basic Riggers
- Boots, Combat
- Command Ball Cap, Blue
- Embroidered Full Color PHS Collar Insignia
- Embroidered Full Color Rank Insignia
- Embroidered Gold Name/USPHS Tapes
- ODU Shirt, Blue
- ODU Trousers, Blue
- PHS T-shirt, Blue
- Socks, Black
- Undergarments

Prescribable Items:

- Boots, Safety, Black
- Cap, Utility, 8-point, Blue
- Hat, Sun (Boonie), Blue
- Parka, Foul Weather, Type II
- Trousers, Foul Weather, Type II

Optional Items:

- Belt, Black with subdued buckle
- Earmuffs (w/outer garment)
- Earrings, Gold Ball (females)
- Embroidered Skill Badge Patch
- Gloves, Black (w/outer garment)
- Liner, Polar Fleece, Blue
- Officer In Charge (OIC), mini metal badge
- Watch Cap (w/outer garment)

Occasions for Wear: Appropriate for when other uniforms would be unsafe or become unduly soiled, and as defined by the National Uniform Authority (NUA) or Local Uniform Authority (LUA)



ODU – Collar Devices



The collar rank insignia shall be the sew-on type, embroidered on blue ripstop background material. Collar rank insignia shall be worn on the right collar, centered on an imaginary line bisecting the angle of the collar point; the center of the device shall be 1½ inches perpendicularly from each collar edge.



The PHS Corps Device, consisting of a fouled anchor and caduceus crossed as in the seal of the Service, shall be embroidered in gold thread on blue ripstop background material. The device shall be 1 inch by 1 inch. The Corps Device shall be sewn on the left collar with the caduceus falling along an imaginary line bisecting the angle of the collar point with the anchor pointing inward. The center of the device shall be 1½ inches perpendicularly from each collar edge.



ODU – Name Tape



The ODU name tape and USPHS tape will be gold letters on 1 inch wide blue ODU cloth tape. Name tapes should be ordered from Navy Exchange (NEX). Be sure you don't order the Navy coverall sized (1 ¼ inch) name tape as it is not authorized.



Please note: USPHS officers attached to the USCG will follow the USCG regulations for uniform wear. The white USCG tape shall be worn and the name tape shall be in white lettering. These can be ordered at the USCG Uniform Distribution Center (UDC).



The USPHS tape shall be worn flush and above the top edge of the left breast pocket. The officer's name tape shall be worn flush and above the top edge of the right breast pocket. Tapes extend to each pocket edge but not beyond.





Operational Dress Uniform (ODU)



The American Flag patch is not authorized on the ODU

- Up to two authorized skill badge patches are authorized for wear. Each badge patch shall be worn centered, ¼ inch above the USPHS tape or if two skill badge patches are worn, ¼ inch above the lower badge patch on the ODU front left shirt pocket. The Field Medical Readiness Badge (FMRB) patch shall be folded and sewn in a manner to form a square. If the FMRB patch is worn, it shall be worn above the lower badge patch. Direct embroidery is not authorized. Skill badge patches must be in the appropriate thread color by the issuing entity on an ODU blue background tape. Olive drab or other non-ODU blue background tapes are not authorized.
- The Special Unit Identification (SUI) Patch may be authorized by the OSG only. SUI patches shall be of the subdued, embroidered type with a basic ODU blue background and shall not exceed 3 ½ inches in the greatest dimension. SUI patches shall be worn on the ODU blouse centered on the left breast pocket. The olive drab SUI is not authorized on the ODU.



ODU – T-shirt



- Made of authorized material as specified by the USCG; moisture wicking fabric is not authorized.
- The shirt will have a 3 or 4 inch diameter PHS seal (i.e., the “Public Health Service - 1789” seal) printed on the upper, left breast of the shirt.
- On the back of the shirt vertically centered at about the mid-point of the shoulder blades, in 2 inch high Arial font, “U.S. Public Health Service” will be printed on three lines.
- Please note USPHS officers attached to the USCG will follow the USCG regulations for uniform wear and wear the ODU T-shirt with the USCG logo.





ODU – Belt



Buckle and Belt: 1¼ inch wide web or woven elastic web belt of black color with a black tip. The buckle is a black, open-face type, 1 ¹¹/₁₆ inches by 1 ¹¹/₁₆ inches.



A 1¾ inch wide black belt (Rigger's belt) of the same description (other than the width), with an attached flat black buckle, V-ring or a 1¼ inch wide black web belt with a strong hook-and-loop closure (in lieu of a buckle) are options.

Either the web belt or Rigger's belt may be worn with the ODU



ODU – Covers



- The Command Ball Cap is a required component
- On the Command Ball Cap, centered under “U.S. PUBLIC HEALTH SERVICE,” is the large, bright direct embroidered rank insignia
- The Utility Cap (8-point) is a prescribable item
- On the 8-point Cap, the large metal pin-on, bright rank insignia is centered on the front panel
- **Please note:** USPHS officers attached to the USCG will wear the USCG Command Ball Cap





ODU – Covers



- The Command Ball Cap rank must follow the sizes specified.
- Command Ball Caps with different sizes are not authorized.

INSIGNIA	COLOR (non-mylar thread)	SIZE
Ensign	Gold	W 0.28" x H 0.75"
LTJG	Silver	W 0.28" x H 0.75"
Lieutenant	Silver	W 0.75" x H 0.75"
LCDR	Gold	W 0.78" x H 0.73"
CDR	Silver	W 0.78" x H 0.73"
Captain	Silver	W 1.92" x H 1.01"
Rear Admiral LH	Silver	W 0.79" x H 0.76"
Rear Admiral	Silver	W 1.58" x H 0.76"
Vice Admiral	Silver	W 2.36" x H 0.76"
Admiral	Silver	W 3.15" x H 0.76"



ODU – Footwear



- Black leather, black brushless, or fabric boots are authorized
- Boots with patent leather finish are not authorized
- Inner steel toes and zipper closures are optional
- Laces should be tied without loops and with ends tucked into the boots



ODU trousers are required to be bloused over the top (calf area) of the boot. There are several items used to accomplish this task:

- Elastic bands with metal hook closure
- Velcro elastic straps
- Metal spring bands

Proper Blousing:

- The bottom of the trousers should be tucked/rolled under the blousing strap
- The knot of the bootlaces should not be visible
- There should not be a gap from the bottom of the trouser to the top of the combat boot



Coveralls



Required Items (Male & Female):

- Coveralls - Blue
- Cap - Khaki, Garrison
- Shoes - Black, Safety
- Socks - Black
- Undergarments
- Belt - Khaki w/Gold Clip
- Buckle - Gold
- Name/USPHS Tapes
- Collar Insignia

Prescribable Items:

- All-Weather Coat - Blue
- Overcoat - Black
- Shoes - Black, Dress

Optional Items:

- Command Ball Cap
- Jacket - Black, Windbreaker
- Reefer
- Shoes - Brown, Dress
- Sweater, Black

Occasions for wear: Worn when other uniforms would be unsafe or become unduly soiled. Coveralls are only worn inside a correctional or detention prison, camp, institution, or medical facility behind the Sally-port; CDC Vessel Sanitation Program when inspecting ships; or when serving jointly aboard a Naval vessel. **(Not authorized at BOP facilities)**



Service Khaki



Required Components (Male):

- Shirt - Khaki, Service
- Trousers - Khaki, Service
- Cap - Khaki, Combination
- Shoes - Black, Dress
- Socks - Black
- Belt - Khaki
- Buckle - Gold
- Undergarments
- Collar Insignia
- PHS Name Tag
- Ribbons (full rack or top 3)



Required Components (Female):

- Shirt - Khaki, Service
- Slacks - Khaki, Service
- Cap - Khaki, Combination
- Shoes - Black, Service
- Belt - Khaki, w/gold clip
- Buckle - Gold
- Undergarments
- Collar Insignia
- PHS Name Tag
- Ribbons (full rack or top 3)

Occasions for Wear: May be worn year-round for normal office work unless another uniform of the day is prescribed.



Service Khaki – Continued



Prescribable Items (Male):

- All-Weather Coat, Black
- Cap - Khaki, Garrison
- Overcoat – Blue
- Cap - Ball, Command (if authorized by LUA)

Optional Items:

- Shoes - Brown (worn w/Khaki socks only)
- Sweater
- Jacket - Khaki or Black Windbreaker
- Umbrella - Black
- Overshoes
- Scarf - White (w/outer garment only)
- Reefer
- Earmuffs (w/outer garment only)
- Gloves - Black (w/outer garment only)
- Watch cap (w/outer garment only)



Prescribable Items (Female):

- Cap - Khaki, Garrison
- All-Weather Coat, Black
- Overcoat – Blue
- Cap - Ball, Command (if authorized by LUA)

Optional Items:

- Beret
- Handbag - Black or Brown (to match shoes)
- Handbag - Black, Dress
- Hosiery - Flesh Tone (w/Skirt or Pumps)
- Skirt - Khaki Service Belted
- Shirt - Khaki Over-Blouse
- Socks - Black or Khaki w/Brown Shoes
- Shoes - Dress, Black or Brown
- Shoes - Service, Brown (worn w/khaki socks only)
- Earrings - Gold Ball
- Sweater
- Slip
- Jacket - Khaki or Black
- Umbrella - Black
- Overshoes
- Scarf - White (w/outer garment only)
- Reefer
- Earmuffs (w/outer garment only)
- Gloves - Black (w/outer garment only)
- Watch cap (w/outer garment only)



Khaki Over-Blouse Shirt

(untucked blouse or princess-cut blouse)



- Material must match slacks
- No breast pockets
- All buttons must be buttoned
- Name tag and ribbons must be centered between the arm sleeve seam to the shirt opening and worn parallel with the bottom of the first button
- Shirt tails must not be visible when wearing the sweater, cardigan, or windbreaker



Per CC 421.02 the Khaki Over-blouse has been authorized.



Name Tag and Ribbon Placement on Untucked Female Blouse



- Center name tag and ribbons between sleeve and button edge of the blouse (gig line), do not center on the shirt's vertical middle seam
- The bottom of your name tag and ribbon bar should line up with bottom of the first button (**SEE RULER PLACEMENT**)
- Officers, while assigned to an OPDIV, STAFFDIV or non-HHS organization having an approved OPDIV, STAFFDIV or non-HHS organization-specific name tag, may wear a name tag identifying that OPDIV, STAFFDIV or non-HHS organization, if prescribed or optional (**IN VISUAL**)






Khaki Skirt



- Made of Certified Navy Twill (CNT) or polyester/wool
- Must match shirt or over-blouse fabric
- Skirt length may range from 1 ½ inches above to 1 ½ below the crease behind the knee
- Zipper must be centered in the back
- Belt must be worn with skirt. Belt must go through all belt loops






Maternity Uniform



- Certified maternity uniforms are mandatory for all pregnant officers when a uniform is prescribed and the regular uniform no longer fits.
- Officers are expected to wear their regular uniform upon return from maternity leave. Officers may continue to wear the maternity uniform up to 6 months past their delivery if supported by a medical diagnosis and medical recommendation.





Maternity Uniform – Continued



- Pregnant officers may wear outer garments (All-Weather Coat, Overcoat, Reefer, etc.) unbuttoned when they no longer fit properly buttoned.
- A maternity cardigan sweater is authorized (same rules apply as those for the black Army Cardigan).
- A new maternity shirt has been authorized which does not have breast pockets.
- Name tags and ribbons should be placed 6 ¼ inches from the intersection of the front seam and shoulder seam and centered over the front seam.




Service Khaki Collar Insignia & Devices



- The center of the PHS insignia is 1 inch from the front and lower edge of the collar and positioned on the vertical axis of the insignia along an imaginary line bisecting the angle of the collar point.
- The staff of the caduceus is the vertical axis of the device and the anchor points toward the front.

- A miniature metal Corps device is worn on the left collar while a miniature metal grade rank insignia is worn on the right.
- The device is centered 1 inch from the appropriate collar edges.





Service Khaki Garrison Cap



- The Garrison Cap is worn with the miniature metal rank insignia on the right side and the miniature cap device on the left.
- The devices are centered 1½ inches from the bottom of cover to center of cap device and 2 inches from front of cover to center of cap device.





Mil-Spec Garrison Cap Device



Correct Mil-Spec



No Longer Authorized



As of 1 Jan 2015, the new Mil-Spec Garrison cap device shown on left is required

- Shield is wider in appearance
- Both wings on the caduceus are the same size
- Greater detail on the eagle's feathers



Black Watch Cap



- The black Watch Cap may be worn with all uniforms except the Dinner Dress, Service Dress, and Full Dress Blue and Whites.
- Rank insignias, commercial designs, and logos are not authorized
- The cap must be double folded (2 ½ - 3 inches) and worn diagonally from the back of the head, across the ears, and on the forehead
- Only worn with outer garments in foul weather





Dinner Dress White Jacket



Required Components (Male):

- Jacket - White, Dinner Dress
- Shirt - White, Formal
- Trousers - Blue, Evening
- Shoes - Black, Dress
- Socks - Black
- Cummerbund - Gold
- Necktie - Black Bow
- Cuff Links - Gold
- Studs - Gold
- Undergarments
- Shoulder Boards (Hard)
- Miniature Medals



Required Components (Female):

- Jacket - White, Dinner Dress
- Shirt - White, Formal
- Skirt - Blue, Formal
- Shoes - Black, Service
- Cummerbund - Gold
- Necktie - Black, Dress
- Cuff Links - Gold
- Undergarments
- Studs - Gold
- Miniature Medals

Optional Components (Female):

- Slacks - Blue, Formal
- Shoes - Black, Dress/Formal Flat
- Socks - Black
- Hosiery - Flesh Tone

Cap - White, Combination (required w/outer garment)



Dinner Dress Blue Jacket



Required Components (Male):

- Jacket - Blue, Dinner Dress
- Shirt - White, Formal
- Trousers - Blue, Evening
- Shoes - Black, Dress
- Socks - Black
- Cummerbund - Gold
- Necktie - Black Bow
- Cuff Links - Gold
- Studs - Gold
- Undergarments
- Miniature Medals



Required Components (Female):

- Jacket - Blue, Dinner Dress
- Shirt - White, Formal
- Skirt - Blue, Formal
- Shoes - Black, Service
- Cummerbund - Gold
- Necktie - Black, Dress
- Cuff Links - Gold
- Undergarments
- Studs - Gold
- Miniature Medals

Optional Components (Female):

- Slacks - Blue, Formal
- Shoes - Black, Dress/Formal Flat
- Hosiery - Flesh Tone

Cap - White, Combination (required w/outer garment)



Dinner Dress White



Required Components (Male):

- Coat - White, Service Dress
- Trousers - White, Dress
- Cap - White, Combination
- Shoes - White, Dress
- Socks - White
- Belt - White
- Buckle - Gold
- Undergarments
- Shoulder Boards (Hard)
- Miniature Medals



Required Components (Female):

- Coat - White, Service Dress
- Shirt - White, Dress (w/Shoulder Marks)
- Slacks - White, Unbelted
- Cap - White, Combination
- Necktie - Black
- Shoes - White, Service
- Socks - White
- Undergarments
- Miniature Medals

Optional Components (Female):

- Shirt - White, Formal
- Shoes - White, Dress
- Skirt - White, Unbelted
- Hosiery Flesh Tone (w/Skirt or Pumps)

Female combination cover in the photo is being phased-out and will no longer be authorized on 1 January 2020.



Dinner Dress Blue O-3 and below



Required Components (Male):

- Coat - Blue, Service Dress
- Shirt - White, Dress w/Shoulder Marks
- Trousers - Blue, Dress
- Cap - Combination, White
- Shoes - Black, Dress
- Socks - Black
- Necktie - Black Bow
- Belt - Black
- Buckle - Gold
- Undergarments
- Miniature Medals



Required Components (Female):

- Coat - Blue, Service Dress
- Shirt - White, Dress w/Shoulder Marks
- Slacks - Blue, Unbelted
- Cap - Combination, White
- Shoes - Black, Service
- Socks - Black
- Necktie - Black
- Undergarments
- Miniature Medals

Optional Components (Female):

- Shirt - White, Formal
- Skirt - Blue, Unbelted
- Shoes - Black, Formal
- Shoes - Black, Dress
- Hosiery, Flesh Tone (w/Skirt or Pumps)

Female combination cover in the photo is being phased-out and will no longer be authorized on 1 January 2020.



Aiguillettes



Occasions for Wear: Individuals may wear aiguillettes only while serving in an official capacity during specific events in which wearing aiguillettes, as an identifying device, are important to the principal being aided.

Authority to Wear: Wear aiguillettes while performing duty as Aide to the President, Aide to the Vice President, Aide at the White House, Aide to the Secretary of the Department of Health and Human Services (HHS), Aide to the Deputy Secretary and Assistant Secretaries within HHS, Aide to any Cabinet Secretary, Aide to the Surgeon General of the Commissioned Corps of the U.S. Public Health Service, Aide to any other Flag officer, Aide to any State or Territorial Governor and to any Foreign Head of State.



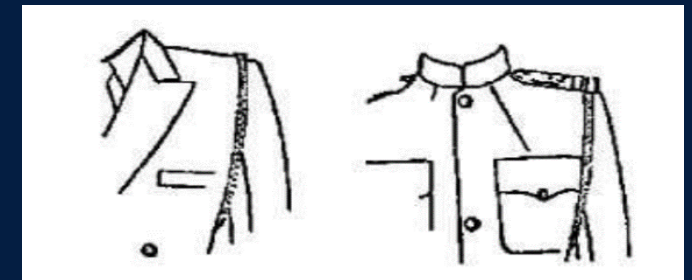


Service Aiguilletes



Service Aiguilletes: Worn with Service Uniforms, Jackets, All-weather coat, Overcoat, Reefer, Navy sweater, or Army cardigan but wear aiguillette beneath the epaulet or shoulder board.

Manner of Wear: When attaching service aiguilletes to the uniform, bind the cords together lying flat, side by side, with a strip of 1- ½ inch gold lace, and fit with a clasp pin. Attach aiguilletes to the shoulder of the coat or Service Uniform shirt with the 1- ½ inch gold lace centered on top of the shoulder with the 1- ½ inch gold lace paralleled and up to the shoulder sleeve seam. The longest loop of the cords is worn on the inboard side closest to the wearer's body.





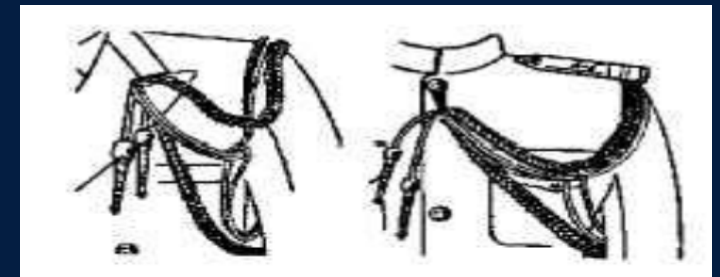
Dress Aiguillettes



Dress Aiguillettes: Wear dress aiguillettes with Dinner Dress, Full Dress and Service Dress uniforms, and the Overcoat and All-Weather Coat.

Manner of Wear: Attach the becket (cord loop or hook) to the coat in the following manner:

- Attach the becket to the top button of the Service Dress White (male)
- On all other coats/jackets, dinner dress uniforms, and the blue overcoats, sew a small flat button, under the coat collar at the height of the collar bone to secure the becket. The pencils (gold colored tassels) hang over the lapel with their suspension cords emerging from the notch in the lapel.





Dress Shoes for Males



- Plain toed, oxford style, black, brown, or white, low quarter, lace shoe, made of smooth leather or synthetic leather with rounded toe. The heel shall be an outside heel 3/4 inch - 7/8 inch high with a flat sole.
- Keep well shined and in good repair
- Lace shoes form inside out through all eyelets and tie
- Navy certified brown leather shoes and khaki socks are optional with Service Khaki (SK) uniforms





Service Shoes for Females



- Plain oxford style, low quarter, lace shoe made of smooth leather or synthetic leather with rounded toe. The heel shall be an outside heel $\frac{5}{8}$ inch to 1 inch high, and the sole shall be $\frac{3}{16}$ inch to $\frac{3}{8}$ inch thick. Wedge heels are not authorized.
- Lace from inside out through all eyelets and tie. Keep clean, polished, and in good repair.
- Navy-certified brown leather shoes and khaki socks are optional wear with khaki uniforms.





Dress Shoes for Females



- Plain black, brown or white dress pumps made of smooth leather or synthetic leather, with closed heels and rounded toes. Heels shall be no higher than 2 5/8 inches nor less than 5/8 inch measured from the forward edge, and no wider than 1 3/4 inches at the base. Sole shall be no thicker than 1/4 inch. Wedge heels are not authorized.
- Keep clean, polished, and in good repair. Navy-certified brown leather dress pumps are optional wear with khaki uniforms.





Formal Shoes for Females



- Plain black formal dress flat shoes with closed heels and toes made of suede, silk, or peau de soie.
- Keep clean and in good repair. Worn only with Dinner Dress Uniforms.
- **OPTIONAL** items to be worn with Dinner Dress Blue Jacket, Dinner Dress White Jacket, or Dinner Dress Blue.





Uniform Outerwear




- **Overcoat, Blue (Bridge Coat)**

- Extends 1/3 the distance from the kneecap to the ground
- Button all buttons except the collar button. Collar button may be buttoned in inclement weather.
- Wear hard shoulder boards

- **Reefer**

- A double-breasted, hip length coat
- Button all buttons, except collar button. Collar button may be buttoned in inclement weather.
- Wear hard shoulder boards





Uniform Outerwear - Continued



- **Coat, Black, Double Breasted, All-Weather**

- A black, double breasted, polyester/cotton (65/35 blend) material
- May wear the coat with or without the liner
- The coat shall be buttoned and belted, except for at the neck closure, which may be closed during inclement weather



- **Coat, Blue, All-Weather**

- A black, single-breasted, belt-less, water repellant coat
- Button all buttons except the collar button. Collar button may be buttoned in inclement weather

- **Jacket, Windbreaker**

- A black jacket, single-breasted with a zipper front closer
- Close the zipper at least three quarters of the way. May be worn with a liner.





All Weather and Windbreaker Rank Placement



Full size bright metal rank insignia shall be worn on each epaulet, centered from side to side from the bottom edge of the device to $\frac{3}{4}$ inch from the edge of the epaulet



Uniform Outerwear - Continued



- **Jacket, ODU Utility**

- Made of Polartec® Power Shield® material, it zips in and out of parka
- May be worn with the parka or as a standalone outer garment.
- Main zipper shall be at least $\frac{3}{4}$ of the way closed and shall not be worn open/unzipped. Slide on embroidered rank insignia or bright full sized metal rank insignia is required to be worn centered on the front tab.

- **Liner, Blue, Polar Fleece**

- Made of Polartec® fleece material, it zips in and out of the parka
- May be worn with the parka or as a standalone outer garment.
- Main zipper shall be at least $\frac{3}{4}$ of the way closed and shall not be worn open/unzipped.



- **Parka, Foul Weather, Type II**

- Made of 100% nylon with a GORE-TEX® membrane
- Slide on embroidered rank insignia or bright full sized metal rank insignia is required to be worn centered on the front tab
- Foul weather hood shall be stowed when not in use. Main zipper must be zipped at least $\frac{3}{4}$ closed.
- Parka will not be worn unzipped/open





Uniform Outerwear - Continued



- **Dinner Dress Blue Jacket**

- All-Weather Coat, Blue
- Overcoat, Blue
- All-Weather, Coat, Double Breasted, Black
- Cape, Gold Lining (female only)

- **Dinner Dress White Jacket**

- All-Weather, Coat, Blue
- All-Weather, Coat, Double Breasted, Black

- **Dinner Dress Blue/Full Dress Blue**

- All-Weather Coat, Blue
- Overcoat, Blue
- All-Weather, Coat, Double Breasted, Black

- **Dinner Dress White/Full Dress White**

- All-Weather Coat, Blue
- All-Weather, Coat, Double Breasted, Black



Uniform Outerwear - Continued



- **Service Dress Blue**

- All-Weather, Coat, Blue
- Overcoat, Blue
- All-Weather, Coat, Double Breasted, Black
- Cardigan, Army, Black (indoor only w/o SDB coat)
- Jacket, Black Windbreaker (w/o SDB coat)
- Parka, Foul Weather, Type II
- Reefer
- Sweater, Black, Navy (w/o SDB coat only)

- **Service Dress White**

- All-Weather, Coat, Blue
- All-Weather, Coat, Double Breasted, Black
- Parka, Foul Weather, Type II

- **Summer White**

- All-Weather Coat, Blue
- All-Weather, Coat, Double Breasted, Black
- Cardigan, Army, Black (indoor only)
- Jacket, Black, Windbreaker
- Parka, Foul Weather, Type II
- Reefer
- Sweater, Black, Navy



Uniform Outerwear - Continued



- **Service Khaki**

- All-Weather, Coat, Blue
- Overcoat, Blue
- All-Weather, Coat, Double Breasted, Black
- Cardigan, Army, Black (indoor only)
- Jacket, Black Windbreaker
- Parka, Foul Weather, Type II
- Reefer
- Sweater, Black, Navy

- **Coveralls**

- All-Weather, Coat, Blue
- Overcoat, blue
- All-Weather, Coat, Double Breasted, Black
- Cardigan, Army, Black (indoor only)
- Jacket, Black, Windbreaker
- Parka, Foul Weather, Type II
- Reefer
- Sweater, Black, Navy

- **ODU**

- Parka, Foul Weather, Type II
- Liner, Polar Fleece, Blue
- ODU Utility Jacket



Female Handbags



- Carry over the left shoulder or forearm, placing the top of the handbag at waist level
- The color is plain black, brown, or white.
 - Matches the shoes
 - Made of grain leather or synthetic leather (nothing exotic)
 - The strap will be of the same material as the purse and have a gold-colored or black-colored buckle
 - Is rectangular with a flap (hardware must be brass or gold colored)
 - If there is a closure, it can have a magnetic or zipper closure (no buckles or string ties are allowed)
 - Must not have any visible ornamentation, decorative stitching, embossed design, or manufacturer's logo (manufactures' logos are authorized as long as they don't exceed 2 square inches)
- The dimensions are in the appropriate range:
 - Height: 5 ½ to 14 inches
 - Width: 5 ½ to 16 inches
 - Depth: 2 to 6 inches



Service Handbags are no longer available from the NEX or AAFES.
Officers may purchase civilian bags that fit the regulation.



Female Dress Handbags



- A small clutch-type black or white handbag. A collapsible inside handle is optional.
- The dress handbag, although not required, is the only authorized handbag with the dinner dress uniforms.
- May be carried with Service Uniforms (this includes Khaki).





Gloves



- **Description:** Black leather gloves are made of smooth leather or smooth synthetic leather.
- **Correct Wear:** Black gloves may be worn with Reefers, Overcoats, Windbreakers, and All-Weather Coats in inclement weather.
- Black gloves are never carried.
- White gloves when required may be worn or carried with uniforms.
- Gloves are removed to shake hands.





Umbrella



- **Description:** Plain, black, folding/collapsing type with a plain, black handle. It shall be of conventional size and design when opened, and shall be capable of being folded small enough to fit into a briefcase.
- **Correct Use:** May be used during inclement weather with any uniform.
- The umbrella should be carried in the left hand to allow for saluting.
- The umbrella shall be folded when not in use.





Scarf & Ear Muffs



Scarf

- White
- Knitted or woven silk, rayon, or synthetic material
- Worn under Reefer, All-Weather Coat, Windbreaker, and overcoats



Ear Muffs

- Plain, black cloth earmuffs with black elastic retainer
- Worn over both ears with the elastic band extended across the back of the head underneath the cap/cover





Jewelry



Earrings

- **Correct Wear:** only one earring may be worn per ear, centered on the earlobe (not authorized for men while in uniform)
- Yellow gold 4-6 mm ball (~ 1/8 – 1/4 inch), plain with shiny or brushed matte finish, screw-on or post type (can be worn with all uniforms)
- Diamonds or pearls (same dimensions authorized for Dinner Dress and SDB only in lieu of gold ball earrings)

Rings

- Only one ring per hand, plus a wedding/engagement ring set
- Not authorized for wear on thumbs



Jewelry - Continued



Body Piercing/Jewelry

- Not authorized while in uniform (other than earrings for women)

Necklaces

- While in uniform, only one necklace may be worn and it shall not be visible

Wristwatch/Bracelets, while in uniform

- Only one of each may be worn
- May be worn on the same or different arm
- Anklets are not authorized



Tattoos/Body Art/Brands



- Not permitted on the head, face, neck above the collar bone, scalp or exposed skin
- Those prejudicial to good order, discipline and morale or are of a nature to bring discredit upon the Corps are prohibited
- Waivers may be requested from OSG for prior service and existing tattoos.
- Tattoos will not be visible through or outside of uniform clothing

An Officer who wishes to get a tattoo after commissioning on exposed skin, must have authorization from the OSG before the tattoo will be permitted



References



CC 412.01 - Uniforms and Appearance

<https://dcp.psc.gov/ccmis/ccis/documents/CC412.01.pdf>

CC 421.01 - Uniforms for Male Officers

https://dcp.psc.gov/ccmis/ccis/documents/CC421_01.pdf

CC 421.02 - Uniforms for Female Officers

https://dcp.psc.gov/ccmis/ccis/documents/CC421_02.pdf

CC 431.01 - Insignia and Devices

https://dcp.psc.gov/ccmis/ccis/documents/CC431_01.pdf

CC 413.01 - Special Uniform Situations

https://dcp.psc.gov/ccmis/ccis/documents/CC413_01.pdf

CC 512.01 - Wear of Awards and Badges

<https://dcp.psc.gov/ccmis/ccis/documents/CC512.01.pdf>

CIM 1020 6J- Uniform for Officers stationed with the U.S. Coast Guard

https://media.defense.gov/2018/Dec/13/2002072299/-1/-1/0/CIM_1020_6J.PDF

For tips on proper uniform wear be sure to read the Uniform Corner in the JOAG Junior Officer Chronicles and the newsletter "With Pride and Distinction" via the JOAG listserv.

Helpful links: ODU (<https://shopcgx.com/>); other uniform items from the [NEX](#)