



CCI 431.01
EFFECTIVE DATE: 2 July 2020

By Order of the Assistant Secretary for Health:

ADM Brett P. Giroir, M.D.

SUBJECT: Insignia and Devices

1. PURPOSE: This Instruction prescribes the insignia and devices for wear with the uniforms of the Commissioned Corps of the U.S. Public Health Service (Corps) and the method of wearing them. Illustrations of the insignia and devices are included in the Appendix.
2. APPLICABILITY: This Instruction applies to all members of the Regular Corps and the Ready Reserve Corps.
3. AUTHORITY:
 - 3-1. [42 U.S.C. § 216](#), "Regulations"
 - 3-2. [Executive Order 11140](#), "Delegating Certain Functions of the President Relating to the Public Health Service"
 - 3-3. [42 U.S.C. § 238g](#), "Wearing of Uniforms"
 - 3-4. [68 FR 70507](#), "[Statements of Organizations, Functions, and Delegations of Authority](#)"
 - 3-5. [18 U.S.C. § 702](#), "Uniform of Armed Forces and Public Health Service"
4. PROPONENT: The proponent of this Instruction is the Assistant Secretary for Health (ASH). The Surgeon General (SG) is responsible for ensuring the day-to-day management of the Corps.
5. SUMMARY OF REVISIONS AND UPDATES: This is the third issuance of this Instruction within the electronic Commissioned Corps Issuance System (CCIS) and replaces Commissioned Corps Instruction (CCI) 431.01, "Insignia and Devices," dated 29 April 2014.
 - 5-1. Extends applicability to the Ready Reserve Corps.

6. POLICY: Except as may be authorized by regulations of the President, the insignia and uniform of commissioned officers of the Service, or any distinctive part of such insignia or uniform, or any insignia or uniform any part of which is similar to a distinctive part thereof, shall not be worn, after the promulgation of such regulations, by any person other than a commissioned officer of the Service.

6-1. Corps Device.

- a. Full-Size Device. The full-size Corps device shall consist of gold-colored lace or thread comprising of a fouled anchor and caduceus crossed as in the PHS Seal and shall meet military specifications (MilSpec.) 1-3/16 inches high and 1-3/16 inches wide.
- b. Miniature Device. The miniature Corps device shall be gold-colored or anodized metal in the same design as the full-sized device, and shall meet MilSpec. 11/16 inches high and 11/16 inches wide. When used as part of the soft shoulder board (mark), the miniature Corps device is embroidered in gold-colored thread and shall meet MilSpec. 7/8 inches high and 7/8 inches wide. Illustrations of the Corps device are shown in Appendix A.

6-2. Sleeve Insignia.

- a. Rank Lace Stripes. Stripes are gold lace in ¼ inch, ½ inch or 2 inch widths. The stripes are sewn onto each sleeve so as to be parallel with the cuff and completely encircle the sleeve. The lower edge of the bottom stripe is 2 inches from the edge of the cuff and there is a ¼ inch space between stripes. The officer shall wear the stripe or combinations of stripes which correspond to the officer's pay grade/rank.
- b. Corps Device. A full-size Corps device shall be sewn onto the outer face of each sleeve, centered midway between the front and rear creases. It is positioned ¼ inch above the upper most stripe. The Corps devices are used in left-right pairs. The anchor of the Corps device always faces forward. Illustrations of sleeve insignia are shown in the Appendix A.

6-3. Shoulder Insignia.

- a. Hard Shoulder Boards (HSB). HSBs consist of a Corps device, appropriate rank stripe and 22½ line gold PHS gilt button, and are slightly curved to fit the shoulder. The HSB is positioned with the square end facing outboard at the shoulder seam and the gilt button facing inboard toward the neck. The anchor of the Corps device faces forward. Illustrations of hard shoulder boards are shown in Appendix B.

Female HSBs are designed to fit over a strap on the shoulder of an epauletted shirt and coat. The female HSB is of the same general appearance, but is approximately ½ inch shorter than the male HSB.

The male HSBs have a strap attached to the underside of the board for attachment to loops on a shirt or coat shoulder.

- (1) Flag Officers. The shoulder board is covered with a gold lace leaving a 1/8 inch cloth margin along each side. The Corps device is embroidered with the head of the staff of the caduceus positioned 1¼ inches from the pointed end of the board. Rank shall be indicated by the use of 1 (O-7), 2 (O-8), 3 (O-9), or 4 (O-10), silver colored, embroidered, 5-pointed

stars, arranged as shown in the Appendix B.

- (2) Officers Below Flag Grade. The surface of the shoulder board is covered with blue (black in appearance) cloth. Gold lace stripes indicate rank and are of the same width, spacing and arrangement as specified for sleeve insignia in Section 6-2. However, the first stripe is positioned $\frac{1}{4}$ inch ($\frac{1}{2}$ inch for the Junior Assistant/Ensign, O-1) from the squared end of the board. The Corps device is positioned $\frac{1}{4}$ inch above the uppermost stripe.
- b. Soft Shoulder Marks (SSM). SSM are designed to fit over the straps of epauletted shirts and the optional wear sweater. The arrangement of the Corps device and rank stripes is the same as for the HSBs, but the SSM is made to $\frac{3}{4}$ scale of the men's HSB for both male and female. There is no gilt button on the SSM. The Corps device on the SSM is $\frac{7}{8}$ inch in width and height.
- c. Full-Size Metal Rank Insignia. The designs and sizes of metal rank insignia are shown the Appendix B and shall comply with the Navy metal rank insignia standards. The full-size metal rank insignia are worn on the shoulder straps of all-weather coat and windbreaker jackets. Each insignia is worn along the centerline of the strap, $\frac{3}{4}$ inch from the outboard shoulder seam (Figure 1).
- (1) Flag Officers. 4 (O-10) Admiral, 3 (O-9) Vice Admiral, 2 (O-8) Rear Admiral Upper Half, 5-pointed, silver stars arranged in a straight line along a thin silver connecting bar, with 1 ray of each star pointing along the connecting bar. Grade O-7 uses a single star with a single ray of the star pointing towards the collar.
 - (2) Director Grade (CAPTAIN/CAPT) (O-6). Left and right silver eagles, with the talons of one foot grasping an olive branch and the other talons grasping a bundle of arrows. Each eagle is worn with the top of the head pointing towards the collar and eagle's beak and the olive branches pointing forward.
 - (3) Senior Grade (COMMANDER/CDR) (O-5). Silver oak leaves, smooth finished, raised and veined; worn with the stem of the oak leaf pointing outboard and the center lobe of the leaf pointing inboard.
 - (4) Full Grade (LIEUTENANT COMMANDER/LCDR) (O-4). Gold oak leaves, smooth finished, raised and veined; worn with the stem of the oak leaf pointing outboard and the center lobe of the leaf pointing inboard.
 - (5) Senior Assistant Grade (LIEUTENANT/LT) (O-3). Two silver bars attached near the ends by silver connecting bars. The bars are smooth with no bevel; worn centered front to back on the strap, with the long dimension of the rank bar parallel with the outboard shoulder seam.
 - (6) Assistant Grade (LIEUTENANT JUNIOR GRADE/LTJG) (O-2). Single silver bars centered front to back on the strap, with the long dimension of the bar parallel with the outboard shoulder seam.
 - (7) Junior Assistant Grade (ENSIGN/ENS) (O-1). Single gold bars centered front to back on the strap, with the long dimension of the bar parallel with the outboard shoulder seam.




Figure 1.

6-4. Collar Insignia.

- a. **Miniature Size Metal Rank Insignia.** These are worn on the right collar points of the khaki shirts. The designs of the miniature metal grade insignia are the same as for their full-sized counterparts and shall comply with the Navy metal rank insignia standards described in Section 6-3.c., except that the stars of the O-8, O-9, and O-10 have no visible connecting bar and appear to be connected to one another at the points of the adjacent rays; the stars are oriented such that one ray of each points up.
- (1) **Open Collar Short Sleeve Shirts.** The center of the insignia is 1 inch from the front and lower edge of the collar and positioned on the vertical axis of the insignia along an imaginary line bisecting the angle of the collar point (Figure 2). For flag officers' insignia, a single star is worn with one ray pointing towards the neck and falling along a line which bisects the angle of the collar point. Two or more stars are worn such that a horizontal line through the stars is perpendicular to the line which bisects the angle of the collar points and the bisecting line divides the insignia into halves. The O-6 Captain eagle beak shall face forward.

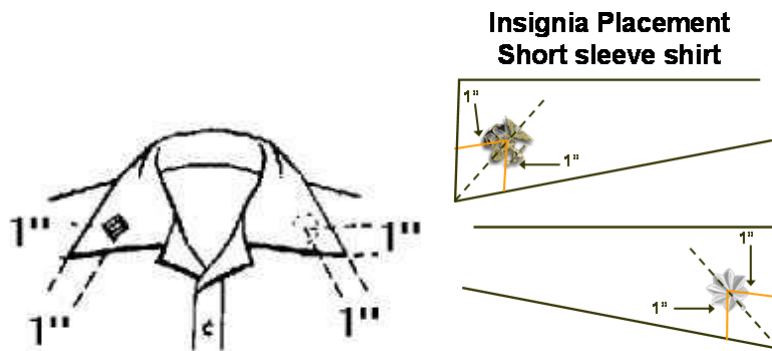


Figure 2.

- b. **Miniature Corps Device.** A MilSpec. miniature metal Corps device is worn on the left collar. The device is centered 1 inch from the appropriate collar edges, the staff of the caduceus is the vertical axis of the device and the anchor points towards the front (Figure 2).

6-5. Cap Insignia.

- a. Cap Device. The cap device is an ornament of all gold colored anodized MilSpec metal consisting of a shield with 13 stars and stripes, surmounted with a spread eagle with the head pointing to the right, when worn. The ornament is mounted on a crossed fouled anchor and caduceus. There is a standard and miniature size cap device, with the dimensions shown in the illustration in the Appendix. The embroidered or hand sewn cap devices are not authorized. The cap devices with dimensions are displayed in the Appendix C.
- b. Combination Cap. The standard size cap device is attached to the black hat band and the cap is worn with a chin strap with a visor or hat band with appropriate ornamentation (rows of gold oak leaves and acorns (scrambled-eggs)) as appropriate for rank. The combination caps are illustrated in the Appendix C.
 - (1) Chin Strap. An adjustable sliding strap of MilSpec leather or appropriate synthetic material, faced with a gold colored lace or thread. The strap is ½ inch wide and has a 1/16 inch wide maroon band running lengthwise. The strap is equipped with 2 slides and is fastened to the cap frame by two screw-on 22½ line PHS gilt buttons. The chin strap with the red band is not authorized. The chin strap is worn with all male combination caps and with female combination caps for the Full Grade (LCDR/O-4) and below.
 - (2) Flag Officers. The male officers' visor shall be covered with blue (black) cloth and be fully embroidered with two rows of gold oak leaves and acorns. The female officers' hat band shall be of blue (black) cloth and be embroidered with two rows of gold oak leaves and acorns.
 - (3) Director (CAPT/O-6) and Senior (CDR/O-5) Grade Officers. The male officers' visor shall be covered with a blue (black) cloth and embroidered along the front edge with 1 row of gold oak leaves and acorns. The female officers' hat band shall be of blue (black) cloth and be embroidered with 1 row of gold oak leaves and acorns.
 - (4) Full (LCDR/O-4) Grade and Below. The male officers' visor and the female officers' hat band shall not be ornamented.
- c. Garrison Cap. The garrison cap is worn with the miniature metal rank insignia on the right side and the miniature cap device on the left. The devices are centered 1½ inches from the lower edge and 2 inches from the front center line, as shown in the Appendix. Director (CAPT/O-6) rank officers wear the right eagle (i.e., the eagle's beak points toward the front center crease).
- d. Beret. The miniature cap device is positioned so as to be aligned over the left eye. No rank insignia is worn on the beret.
- e. ODU Command Ball Cap. The size for the rank insignia for the ODU Command Ball Cap is listed in Appendix C. For O-5 and O-6 there will be 1 row of gold oak leaves and acorns. The O-6 Eagle will face the wearer's right. For O-7 and above, there will be 2 rows of gold oak leaves and acorns.

6-6. PHS Buttons.

- a. Design. PHS metal buttons are MilSpec gold-colored or anodized and carry an

embossed design consisting of a fouled anchor and caduceus as in the seal of the Corps. Buttons are positioned on the uniform such that the staff of the caduceus is vertical.

- b. Size. Buttons are designated as to size by the use of a 'line' count; (e.g., a 40-line button is 1 inch in diameter)
 - (1) Service Dress Blue = 35-line PHS gilt buttons
 - (2) Service Dress White = 22 ½-line PHS gilt buttons for pockets and 35-line PHS gilt buttons for the front.
 - (3) Dinner Dress Jackets = 35-line PHS gilt buttons and 28-line PHS gilt buttons attached with gold chain
 - (4) Reefer and Bridgecoat = 40-line PHS gilt buttons for the front and back (Bridgecoat)
 - (5) Combination Cover Side Screws = Screw-on 22½ line PHS gilt buttons

6-7. Name Tag.

- a. General. The Corps name tag is worn with all service uniforms. The name tag is a distinctive part of the uniform. It is not authorized for wear by personnel other than Corps officers. It shall not be worn on civilian clothing or uniforms.
- b. Department of Health and Human Services (HHS) Operating Division (OPDIV), Staff Division (STAFFDIV), or non-HHS organization-specific name tags.
 - (1) Officers, while assigned to an OPDIV, STAFFDIV or non-HHS organization having an approved OPDIV, STAFFDIV or non-HHS organization-specific name tag, may wear a name tag identifying that OPDIV, STAFFDIV or non-HHS organization, if prescribed or optional.
 - (2) An OPDIV, STAFFDIV or non-HHS organization must receive written approval from the Surgeon General or his/her designee for such change in the name tag. OPDIV, STAFFDIV, non-HHS organization requests to the SG or his/her designee, must include the proposed design of the name tag in keeping with the requirements of this section substituting the approved logo of that OPDIV, STAFFDIV, or non-HHS organization for the PHS seal.
 - (3) An OPDIV, STAFFDIV or non-HHS organization that prescribes these name tags will furnish these name tags at no cost to the officers. However, officers must own regular Corps name tags for use when they are not assigned to an OPDIV, STAFFDIV, or non-HHS organization with a distinctive name tag.
- c. Last Name. The name tag shall be inscribed with the officer's last name only; no initials or professional degree abbreviations are permitted. Hyphenated last names are permitted.
- d. Leather Patch for Navy Sweater. A black leather Velcro® backed nametag is required (2 inches x 4 inches) at all times the sweater is worn.

- (1) The leather nametag is embossed with gold lettering, with all capital letters;
- (2) The officer has a choice to either use first initial of first name, followed by a period, first initial of the middle name, followed by a period and the full last name (e.g., J. A. DOE) or full first or full middle name and full last name (e.g., John Doe) centered in the middle of the nametag. "Call-signs" or nicknames are not authorized;
- (3) The proper abbreviation of officer's rank is placed in the lower left corner of the nametag (e.g., ENS, LTJG, LT, LCDR, CDR, CAPT, RADM, VADM or ADM);
- (4) The abbreviation USPHS is placed in the lower right corner of the nametag. There are no dots/periods between the letters; and
- (5) Only one duly authorized skill badge may be embossed on the nametag. The skill badge is centered at the top of the nametag. The skill badge will be the correct color (silver, gold) as authorized by the issuing uniformed service. The Corps logo, Department logo, Operating Division (OPDIV), Staff Division (STAFFDIV) and non-HHS organizational logos (e.g., Bureau of Prisons, Environmental Protection Agency) are not authorized to be embossed.

e. Embroidered Name Tapes for Operational Dress Uniform (ODU).

- (1) Last name and USPHS shall be embroidered on a 1 inch wide ODU ripstop or webbed nametape.
- (2) Lettering shall be 5/8" in height in yellow/gold thread in block style font. For last names longer than 10 letters in length, the letters shall be 1/2" in height.

6-8. Aiguillettes

- a. Occasions for Wear. Individuals may wear aiguillettes only while serving in an official capacity during specific events in which wearing aiguillettes, as an identifying device, are important to the principal being aided. Such identification enables the principal to accomplish his/her mission more effectively, assist others who support the principal's mission, or prevent confusion during official occasions.
- b. Authority to Wear. Wear aiguillettes while performing duty as Aide to the President, Aide to the Vice President, Aide at the White House, Aide to the Secretary of HHS, Aide to the Deputy Secretary and Assistant Secretaries within HHS, Aide to any Cabinet Secretary, Aide to the SG, Aide to any other Flag officer, Aide to any State or Territorial Governor and to any Foreign Head of State. Officers no longer actively performing this function are not authorized to wear the aiguillettes.
- c. Procedures for Wear and Description.
 - (1) General. Aiguillettes are furnished by the staff requiring them. Aiguillettes remain in the custody of the providing staff. The aiguillettes will be the same style as those utilized by the U.S. Navy.

- (a) The Aide to the President, Aide to the Vice President, aides at the White House, and officers designated as aides to foreign heads of state wear aiguillettes on the right shoulder; all others on the left shoulder.
- (b) Aiguillettes are worn on the outside of an Overcoat, Reefer, Jacket, All-Weather Coat, Navy Sweater or Army Cardigan.
- (c) For dress aiguillettes, attach the becket (cord loop or hook) to the coat in the following manner:
 - (i) Attach the becket to the top button of the Service Dress White (male)
 - (ii) On all other coats/jackets, dinner dress uniforms, and the blue overcoats, sew a small flat button, under the coat collar at the height of the collar bone to secure the becket. The pencils (gold colored tassels) hang over the lapel with their suspension cords emerging from the notch in the lapel. (See Figure 3.)

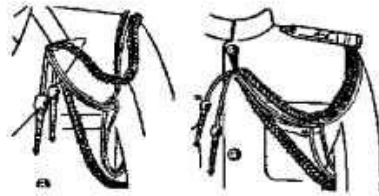


Figure 3.

- (2) Dress Aiguillettes. Wear dress aiguillettes with Dinner Dress, Full Dress, and Service Dress uniforms, and the Overcoat and All-Weather Coat:
 - (a) At official ceremonies.
 - (b) On occasions requiring special honors.
 - (c) To social functions as directed, and to all social functions for which formal invitations have been extended.
 - (d) At all times as aides to foreign representatives.
 - (e) Description
 - (i) Aides to the President. Two single aiguillette cords, approximately 1/5 inch in diameter, with a cord of yellow cotton, covered with gold or gilt plaited thread, and two additional loops of unplaited aiguillette cord. At the termination of the plaited cords are approximately 3 inches of plain cord with two gilt metal pencils, approximately 3-1/2 inches long, fastened to the ends, and mounted with two silver anchors and a becket. See Figure 4.
 - (ii) All Other Aides. Conform to the same general

description above but have dark blue thread inserted forming plaited bands approximately 7/16 of an inch and two additional loops of unplaited aiguillette cord.



AIDE TO THE PRESIDENT



OTHER AIDES

Figure 4.

(3) Service Aiguilletes

- (a) Worn with Service Uniforms, Jackets, All-weather coat, Overcoat, Reefer, Navy sweater or Army Cardigan but wear aiguillette beneath the epaulet or shoulder board.
- (b) When attaching service aiguilletes to the uniform, bind the cords together lying flat, side by side, with a strip of 1-1/2 inch gold lace, and fit with a clasp pin. Attach aiguilletes to the shoulder of the coat or Service Uniform shirt with the 1-1/2 inch gold lace centered on top of the shoulder with the 1-1/2 inch gold lace paralleled and up to the shoulder sleeve seam. The longest loop of the cords is worn on the inboard side closest to the wearer's body. See Figure 5.

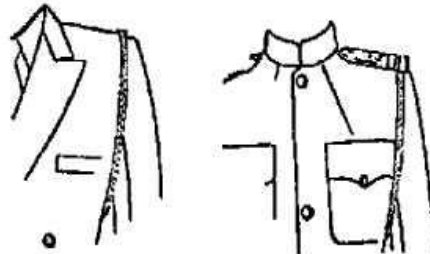


Figure 5.

(c) Description.

- (i) Service aiguilletes consist of a number of loops of

aiguillette cord. The cord is approximately 1/5 inch in diameter and covered with gold or gilt and other colored thread. Dark blue thread is woven to form spiral bands approximately 3/16 inch wide at intervals of approximately 1/16 inch.



(1) Aide to the President. Four loops, all gold.



(2) Aide to the Vice President, Admiral, Cabinet Secretary or Deputy Secretary, Aide to the White House or Foreign Heads of State. Four loops, gold with dark blue spiral bands.



(3) Aide to Vice Admiral or Lieutenant General. Three loops, gold with dark blue spiral bands.



(4) Aide to Rear Admiral, Major General, Brigadier General, Assistant Secretary or Governor of a State or Territory. Two loops, gold with dark blue spiral bands.

- d. If the Assistant Secretary for Health (ASH) is a Corps officer, the Aide shall wear a service aiguillette with four gold loops with dark blue spiral bands. However, if

the ASH is a non-Corps officer, the Aide shall wear a service aiguillette with two gold loops with dark blue spiral bands.

- 6-9. Phase out of old insignia and devices.
 - a. Effective 1 January 2015 the following insignia and devices that were purchased or obtained before March 2012 will be phased out and the new milspec'd items will be required for wear.
 - (1) Cap Devices (both combination cover and miniature size)
 - (2) PHS Collar Device
 - (3) PHS Sleeve Device
 - (4) Field Medical Readiness Badge
 - (5) HHS Identification Badge
 - (6) Hard Shoulder Boards
 - (7) Soft Shoulder Marks
7. RESPONSIBILITIES:
 - 7-1. The ASH is responsible for establishing policies related to uniforms.
 - 7-2. All officers are responsible for adhering to the content of this instruction.
8. PROCEDURES: Corps officers assigned to the U.S. Coast Guard (USCG) will comply with regulations set forth in the USCG uniform manual in regards to the proper wear of Corps specific items in conjunction with USCG items or components. This does not preclude a Corps officer from maintaining the required uniforms and components of the standard Corps uniform.
9. HISTORICAL NOTES: This is the third issuance of this Instruction within the eCCIS.
 - 9-1. CCI 431.1, "Insignia and Devices," dated 29 April 2014.
 - 9-2. Commissioned Corps Personnel Manual (CCPM) CC26.3.6, "Insignia and Devices," dated 1 March 2009.
 - 9-3. CC26.3.6, "Insignia and Devices," dated 30 November 1990.

Appendix A

Corps Device






Dimensions:
Full Sized Cloth: 1-3/16" x 1-3/16"
Miniature Metal: 11/16" x 11/16"
Soft Shoulder Marks: 7/8" x 7/8"







Sleeve Device







Sleeve Stripe Spacing



Appendix B

<u>Public Health Service Title</u>	<u>Grade</u>	<u>Navy Rank Equivalent</u>	<u>Insignia</u>
Assistant Secretary for Health (ASH)	O-10	Admiral (ADM)	
Surgeon General (SG)	O-9	Vice Admiral (VADM)	
Deputy SG/Assistant SG	O-8	Rear Admiral (RADM)	
Assistant Surgeon General	O-7	Rear Admiral – Lower Half (RADM)	
Director	O-6	Captain (CAPT)	
Senior	O-5	Commander (CDR)	

Appendix B (continued)

Full	O-4	Lieutenant Commander (LCDR)	
Senior Assistant	O-3	Lieutenant (LT)	
Assistant	O-2	Lieutenant Junior Grade (LTJG)	
Junior Assistant	O-1	Ensign (ENS)	

Appendix C

Cap Device



Full size, 2-9/32”H x 2-15/32” W x 0.245” +/-0.010”
Mini, 1-5/16”H x 1-7/16” W x 0.150” +/-0.010”

Combination Cover Visor Ornamentation



Flag Officer



Captain and Commander

Lieutenant Commander and below



Appendix C - continued


Name Tags



PHS Name Tag



EPA Name Tag



FDA Name Tag



IHS Name Tag



BOP Name Tag



Male Summer White Uniform
Right pocket with nametag worn 1/4" above top of pocket flap
(Female Summer White is similar)

Appendix C - continued

Leather Nametag

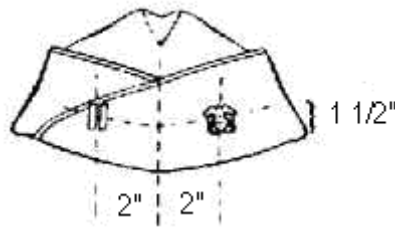
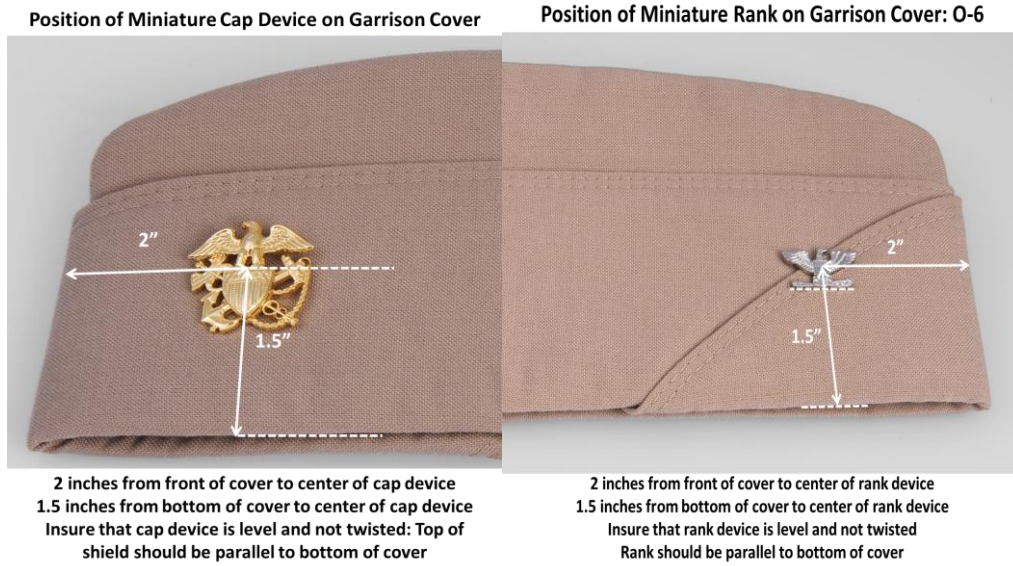


PHS Buttons



Appendix C - continued

Garrison Cap Insignia



ODU Blue Command Ball Cap Rank Size

INSIGNIA	COLOR (non-mylar thread)	SIZE
Ensign	Gold	W 0.28" x H 0.75"
LTJG	Silver	W 0.28" x H 0.75"
Lieutenant	Silver	W 0.75" x H 0.75"
LCDR	Gold	W 0.78" x H 0.73"
CDR	Silver	W 0.78" x H 0.73"
Captain	Silver	W 1.92" x H 1.01"
Rear Admiral LH	Silver	W 0.79" x H 0.76"
Rear Admiral	Silver	W 1.58" x H 0.76"
Vice Admiral	Silver	W 2.36" x H 0.76"
Admiral	Silver	W 3.15" x H 0.76"